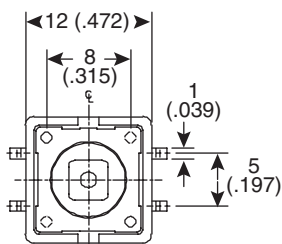
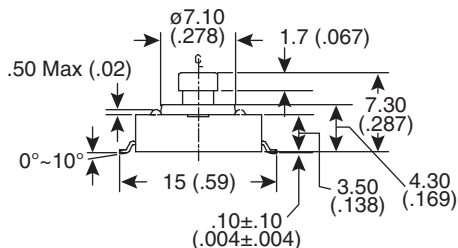
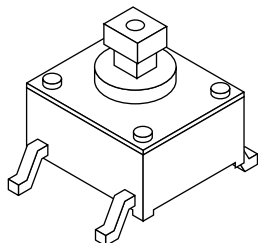
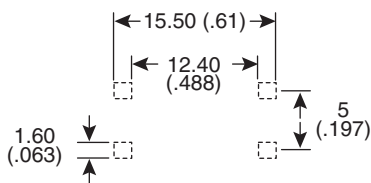


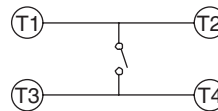
DIMENSIONS: mm (in.)



PCB Layout



Circuit Diagram



Electrical Specifications:

- Electrical Life: 300,000 cycles for 320gf; 500,000 cycles for 260gf; 1,000,000 cycles for 160gf
- Rating: 50mA/12VDC
- Contact Resistance: 100mΩ max.
- Insulation Resistance: 100MΩ min. at 500VDC
- Dielectric Strength: 250VAC/minute

Mechanical Specifications:

- Stroke: (6x6) 0.25+0.2/-0.1mm, (12x12) 0.35±0.1mm
- Operating Temperature: -25°C to +70°C
- Storage Temperature: -30°C to +80°C
- Type: SPST

Materials:

- Cover: Steel, tin plated
- Base: Nylon thermoplastic, brown
- Stem: Nylon thermoplastic; red (260gf), salmon (320gf)
- Contact Disc: Phosphor bronze with silver cladding
- Terminal: Brass with silver cladding
- Cap: Thermoplastic ABS

Mouser Stock No.	Operating Force	Button Height (mm)
101-TS6424T2602AC-EV	260gf	7.3 x 3.8
101-TS6424T3202AC-EV	320gf	7.3 x 3.8

Note:

- RoHS compliant and are also process compatible with 260° solder

Tactile Switches (SMT)

101-TS6424T2602AC-EV, 101-TS6424T3202AC-EV

